



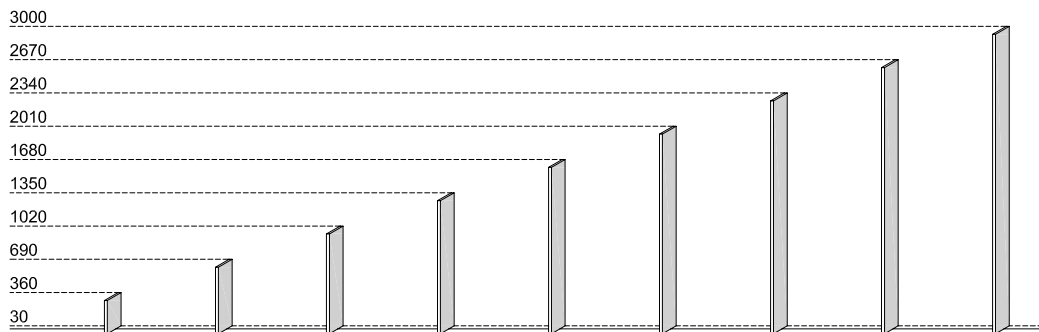
design **Piero Lissoni + CRS**
1995



Versatile, intelligente, flessibile: System entra nella casa e nell'ufficio assecondando la personalità di chi li abita, le sue inclinazioni e il suo stile di vita. Per la varietà e la qualità delle finiture, rappresenta la soluzione ideale nel disegno di progetti su misura, a cui sa adattarsi con intelligenza per creare gli ambienti più diversi: classici, sofisticati, informali o elegantemente tradizionali. Polivalente ed eclettico per il numero di funzioni che assolve, può essere destinato a libreria, contenitore di media tecnologia, area studio o anche come elemento per suddividere ambienti e creare superfici attrezzate. Ispirato al rigore e alla ricchezza progettuale del migliore design contemporaneo, System costituisce una presenza forte ed equilibrata, capace di definire in modo determinante lo spazio, migliorandone l'efficienza e, insieme, la qualità estetica.

Versatile, intelligent, flexible: System enters the home and the office to meet the needs of personalities, inclinations and lifestyles of those who live there. With the wide variety and superior quality of its finishes, System is the ideal solution to plan custom furnishing projects, since it can be intelligently adapted to create highly diverse settings: classic, sophisticated, informal, or elegantly traditional. Multifunctional and eclectic due to the many functions it provides, System can be used as a bookcase, a module for electronic media, an office area, or even as an element to divide rooms and create equipped walls. Inspired by the precision and flexible project features of fine contemporary design, System has a strong and balanced personality defining room areas in a definitive way, while improving their efficiency and appearance.

Schema altezze Scheme heights

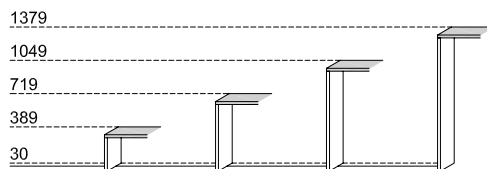


N.B. Il sistema prevede 9 altezze modulari ogni 330 mm.
Ogni altezza è disponibile nelle 3 profondità: 346 - 474 - 602 mm.

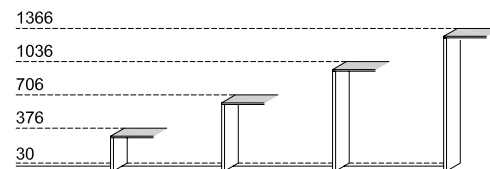
Note The system foresees 9 sectional heights each 330 mm
Every height is available in 3 depths: 346 - 474 - 602 mm

Schema altezze strutture basse con piano di copertura Scheme heights low frames with cover panel

Piano di copertura spesso re 29
Cover panel thickness 29



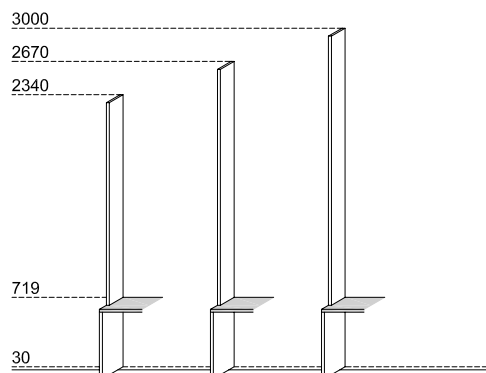
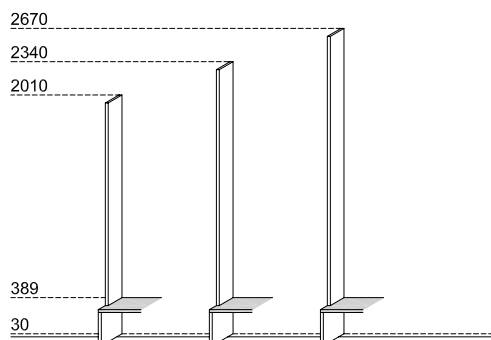
Piano di copertura spesso re 16
Cover panel thickness 16



N.B. I piani di copertura delle strutture basse possono avere uno spessore di mm 29 oppure di mm 16.

Note The cover panels of the low frames are available with a thickness of 29 mm or 16 mm.

Schema altezze strutture a sbalzo con piano di copertura Scheme heights projecting frames with cover panel

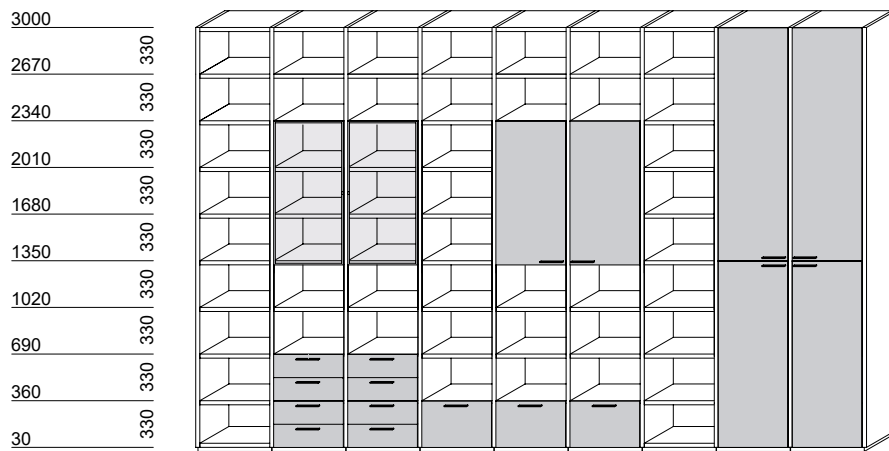


N.B. Le strutture a sbalzo si creano utilizzando fianchi H.330 mm e 660 mm e fianchi superiori per sbalzo. Strutture a sbalzo possono essere create anche senza piano di copertura continuo.

Note Projecting frames are made using sides of H.330 mm and H.660 mm and upper sides for projecting elements. Projecting frames can also be created without a continuous cover panel

SYSTEM NXT

Moduli L. 495
Elements W. 495

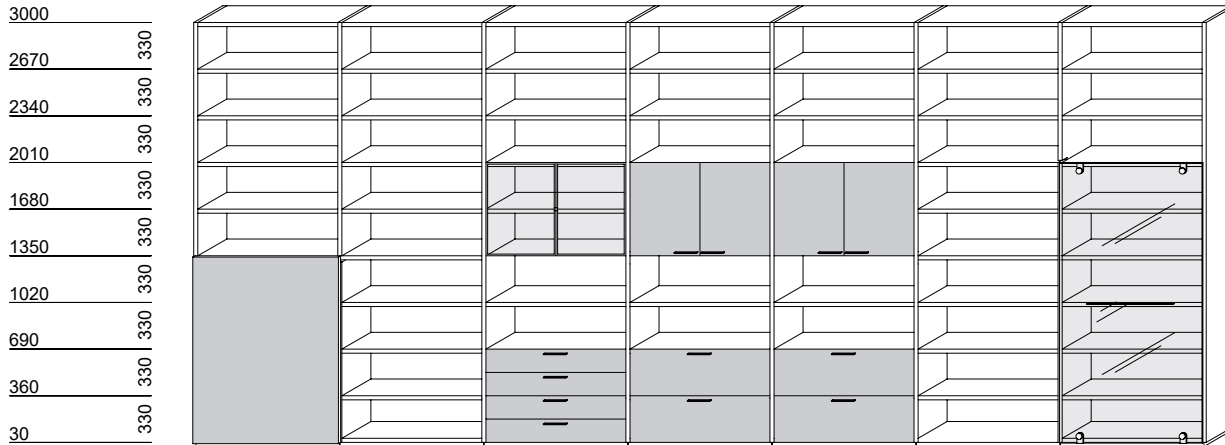


Moduli L. 660
Elements W. 660

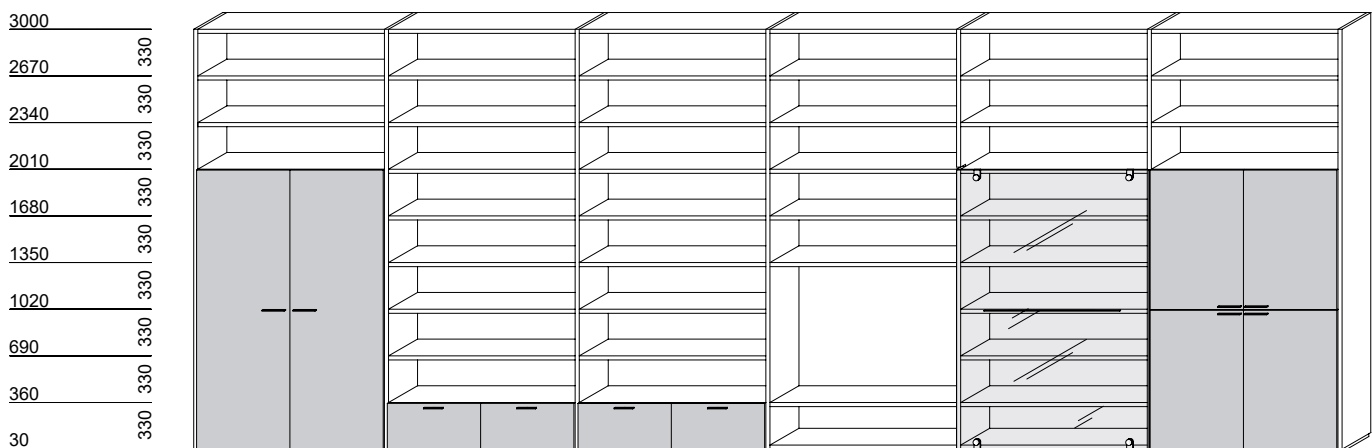


SYSTEM NXT

Moduli L. 990
Elements W. 990



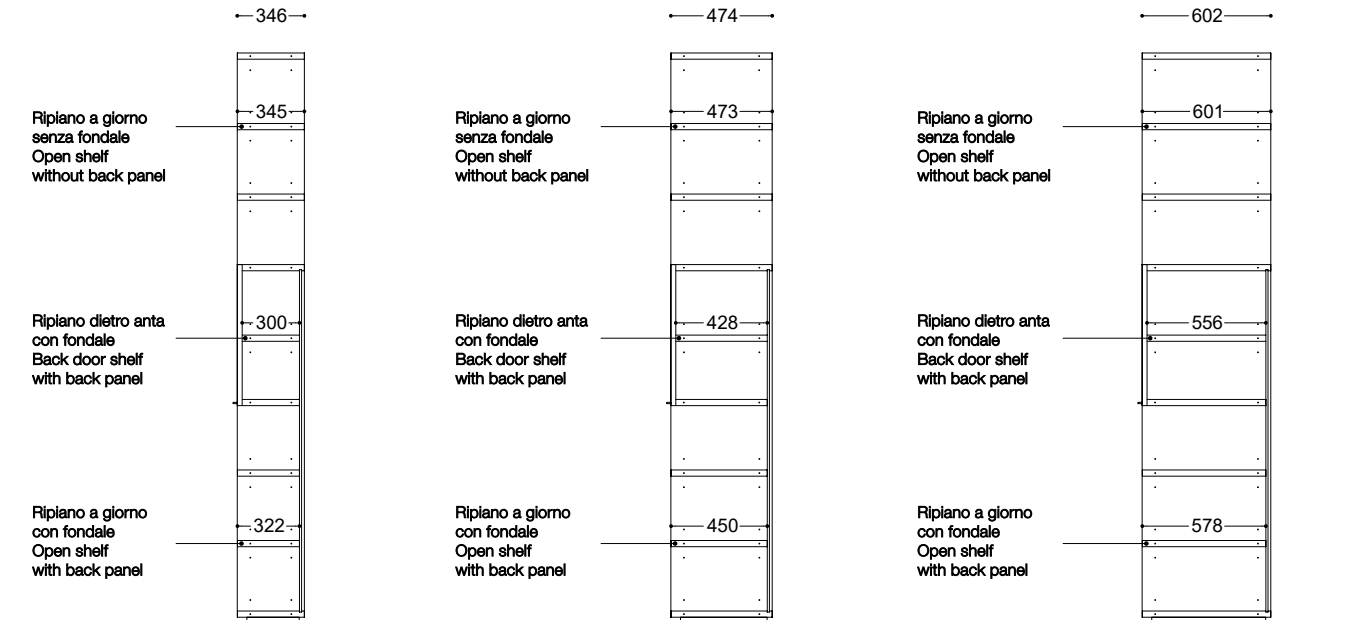
Moduli L. 1320
Elements W. 1320



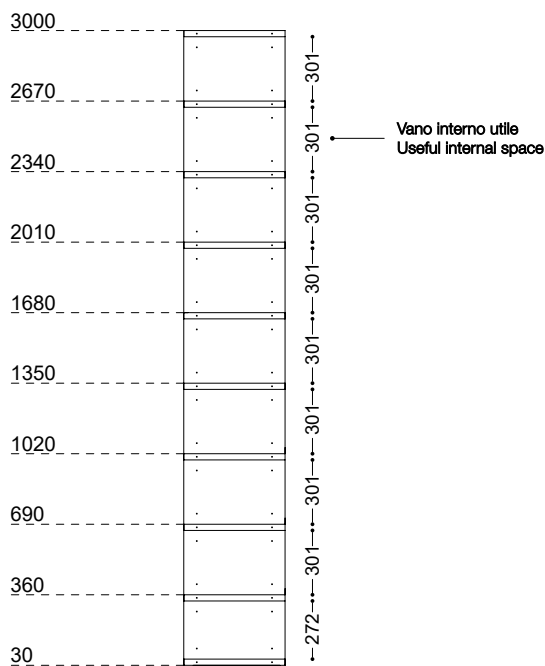
Composizioni di moduli in larghezza
 Compositions of elements in width

553	495
718	660
1048	990
1077	495 495
1378	1320
1601	495 495 495
1766	495 660 495
1931	660 495 660
2067	990 990
2096	495 990 495
2096	660 660 660
2125	495 495 495 495
2426	660 990 660
2455	495 660 660 495
2591	990 495 990
2649	495 495 495 495 495
2727	1320 1320
2756	990 660 990
2785	660 660 660 660
2979	495 660 495 660 495
3086	990 990 990
3115	990 495 495 990
3445	990 660 660 990
3474	660 660 660 660 660
3639	990 495 495 495 990
3746	1320 990 1320
4076	1320 1320 1320
4105	990 990 990 990
4134	660 990 660 990 660
4134	990 495 990 495 990
4464	990 660 990 660 990
4765	990 1320 990 1320
4794	990 990 660 990 990
5124	990 990 990 990 990

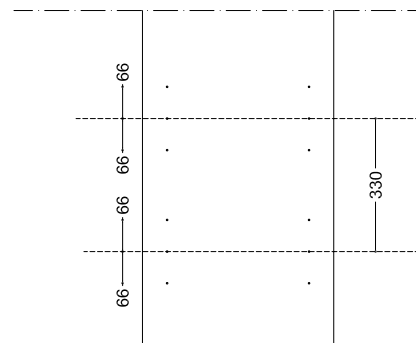
Sezioni Sections



Schema larghezze/profondità Scheme widths/depths



Particolare interesse for Detail of holes wheelbase





MATERIALI

Materiali struttura

Struttura Pannello di particelle di legno rivestito con tranciato in tutti i legni della Collezione o laccato opaco e lucido nei colori di campionario

Materiali attrezzatura

Cassettiere Pannello di particelle di legno rivestito in tutti i legni della collezione oppure laccato opaco e lucido nei colori di campionario

Anta telaio Iron Telaio estruso in alluminio, finitura acciaio con cristallo temperato trasparente o in tutti i colori di campionario

Structure materials

Structure Particle board overlaid with all the wood sheets of the collection, or matt and glossy lacquer in all colours of our Collection










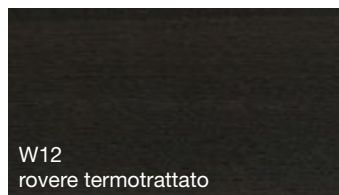


Outfit materials

Drawer set Particles board structure overlaid with all the wood sheets of the Collection or matt and glossy lacquer in all colours of our collection

Iron frame door Extruded aluminium frame with stainless steel finishing with tempered transparent or colours glass

FINITURE

ESSENZE / ESSENCES



FINITURE

COLORI LACCATI OPACO E LUCIDO / MATT AND GLOSSY LACQUER COLOURS

L01/G01 bianco moon	L02/G02 grigio perla	L03/G03 ardesia	L55/G55 nero
L52/G52 panna	L04/G04 grigio seta	L05/G05 cemento	L06/G06 grigio Londra
L07/G07 avorio	L08/G08 sabbia	L09/G09 tortora	L10/G10 cioccolato
L11/G11 arancio fiamma	L12/G12 amaranto	L90/G90 rosso fire	L74/G74 rosso cina
L13/G13 giallo zolfo	L83/G83 giallo mustard	L80/G80 verde spring	L81/G81 verde muschio
L14/G14 azzurro cielo	L15/G15 carta da zucchero	L16/G16 blu reale	L17/G17 denim
L75/G75 bianco gesso	L87/G87 arancio zucca	L88/G88 verde gris	L89/G89 verde inglese